

# ENLIGHTEN 2x2 LED

## HOUSING

TO BE FORMED FROM 20GA CRS  
FINISH: ECO WHITE (STANDARD)  
ALL STEEL PARTS ARE PHOSPHATE  
TREATED FOR CORROSION RESISTANCE  
BEFORE PAINT PROCEDURE, THEN  
BAKED WITH SUPERIOR ADHESION  
FOR DURABILITY

## LED MODULES

HIGHER EFFICACY UP TO 170 LPW  
WITH SERVICE LIFE GREATER THAN  
60000(L70) HIGH COLOR RENDER AND  
EXCELLENT COLOR CONSISTENCY  
COLOR OPTIONS AVAILABLE FROM  
27K TO 40K .  
90 CRI LEDS AVAILABLE AS OPTIONAL

## DRIVERS


CONSTANT CURRENT, CLASS 2  
UNIVERSAL INPUT : 120-277VAC  
SOUND RATED A, 54V OUTPUT 0-10V  
DIMMING STANDARD .  
DALI, ECOSYSTEM AND DMX DRIVERS  
ALSO AVAILABLE

## REFLECTOR

TO BE FORMED FROM 20GA CRS  
FINISH: BAKED WHITE ENAMEL WITH  
90% REFLECTIVITY

## MOUNTING

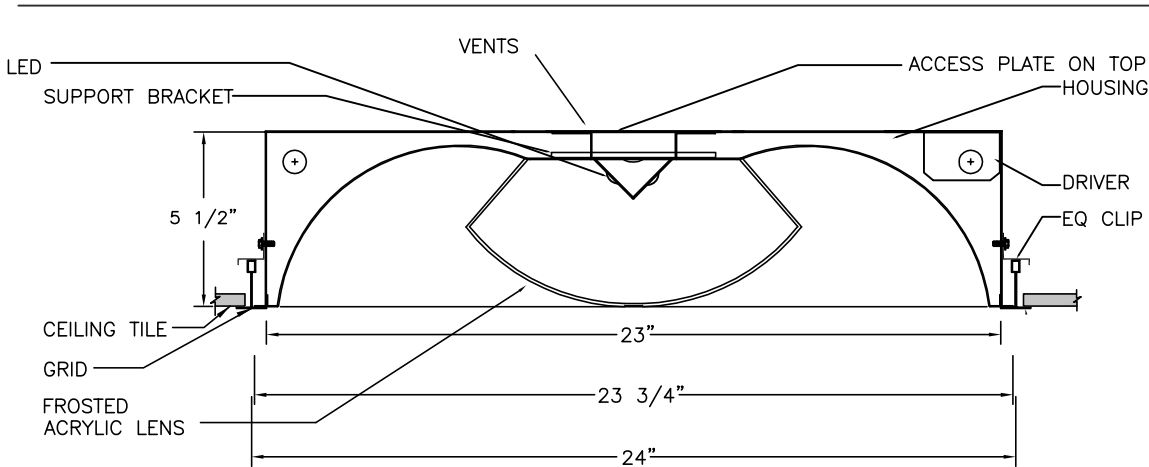
FLANGE, SLOT GRID  
FLANGELESS, 1<sup>5</sup>/<sub>16</sub> GRID(T)  
3<sup>9</sup>/<sub>16</sub> GRID(T1)



## PRODUCT DESCRIPTION

THE ENLIGHTEN'S SCULPTURED CURVED INTERIOR AND  
MATCHING PROFILE LENS EVENLY ILLUMINATES THE ENTIRE  
FIXTURE APERTURE. THE HIGHLY REFLECTIVE CONTOURED  
REFLECTOR AND HIGH LIGHT TRANSMISSION OF THE  
LINEAR PRISMATIC DIFFUSER, ENCLOSE THE LED AND  
DISTRIBUTE LIGHT EVENLY THROUGH THE SPACE. HIGH  
EFFICIENCY, LONG LIFE, EXCELLENT COLOR MAKE THE  
ENLIGHTEN IDEAL FOR OFFICES, SCHOOLS, RETAIL  
LOCATIONS AND MEDICAL.

TYPE: \_\_\_\_\_



PROJECT: \_\_\_\_\_

EVEN AND VISUALLY  
COMFORTABLE LED  
LIGHT DISTRIBUTION  
ACROSS PROFILE OF  
THE PRODUCT

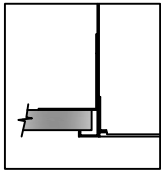
50% ENERGY  
SAVINGS COMPARED  
TO LINEAR  
FLUORESCENT

SUSTAINABLE  
MATERIALS

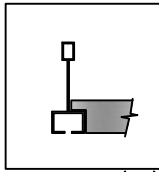
ARRAY OF LUMEN  
OPTIONS ALL  
LM79/LM80 UL  
APPROVED

5 YEAR WARRANTY  
LED AND DRIVER

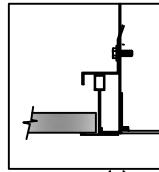
## CEILING OPTIONS



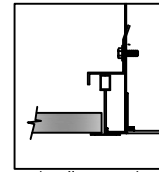
FLANGE(F)



SLOT GRID(SG)



GRID (T)



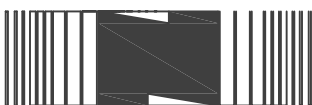
9/16"GRID (T1)

## ORDERING KEY

SERIES	LUMENS / (W)	COLOR TEMP	CEILING TYPE	VOLTAGE	OPTIONS
ENLGHTEEN2X2LED	<input type="checkbox"/> 2485(24W) <input type="checkbox"/> 3407(32W) <input type="checkbox"/> 4008(38W) Please contact National for other options.	<input type="checkbox"/> 2700K <input type="checkbox"/> 3000K <input type="checkbox"/> 3500K <input type="checkbox"/> 4000K <input type="checkbox"/> 5000K	<input type="checkbox"/> T <input type="checkbox"/> F <input type="checkbox"/> SG <input type="checkbox"/> T1	<input type="checkbox"/> 120 V <input type="checkbox"/> 277 V <input type="checkbox"/> UNIVERSAL	<input type="checkbox"/> EM <input type="checkbox"/> DIM 0-10 <input type="checkbox"/> DALI <input type="checkbox"/> Hilume 1% 2 Wire-LTEA2W <input type="checkbox"/> Hilume 1% Eco-LDE1 <input type="checkbox"/> Hilume 5% LDE5 <input type="checkbox"/> TAILS

LUMENS WILL VARY  
DEPENDING ON DIFFUSER  
AND LED COLOR TEMP.

NATIONAL 3E/LED SERIES USES ENGINE/STICK ORIGINAL EQUIPMENT (BY OSRAM, PHILIPS, SAMSUNG, ET AL) WHICH ARE RATED FOR APPROXIMATELY 100 LM/W. ARCHITECTURAL LENSES PROVIDED WITH THE LUMINAIRES BY DESIGN EVEN THE BRIGHTNESS AND VISUAL COMFORT AND MIGHT FRACTIONALLY LOWER LMWT.



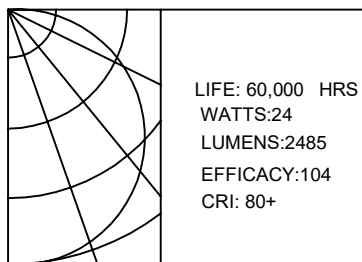
522 CORTLANDT ST.  
BELLEVILLE, NJ 07109

NJ 973-751-1600  
NY 212-751-1600  
FAX 973-751-4931  
WWW.NATLTG.COM

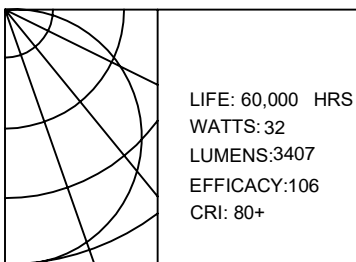


PHOTOMETRICS

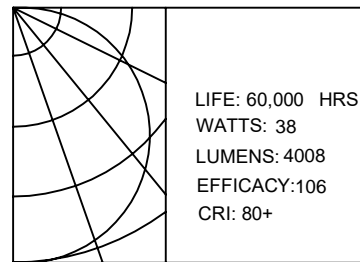
ENLIGHTEN 22 LED-LO



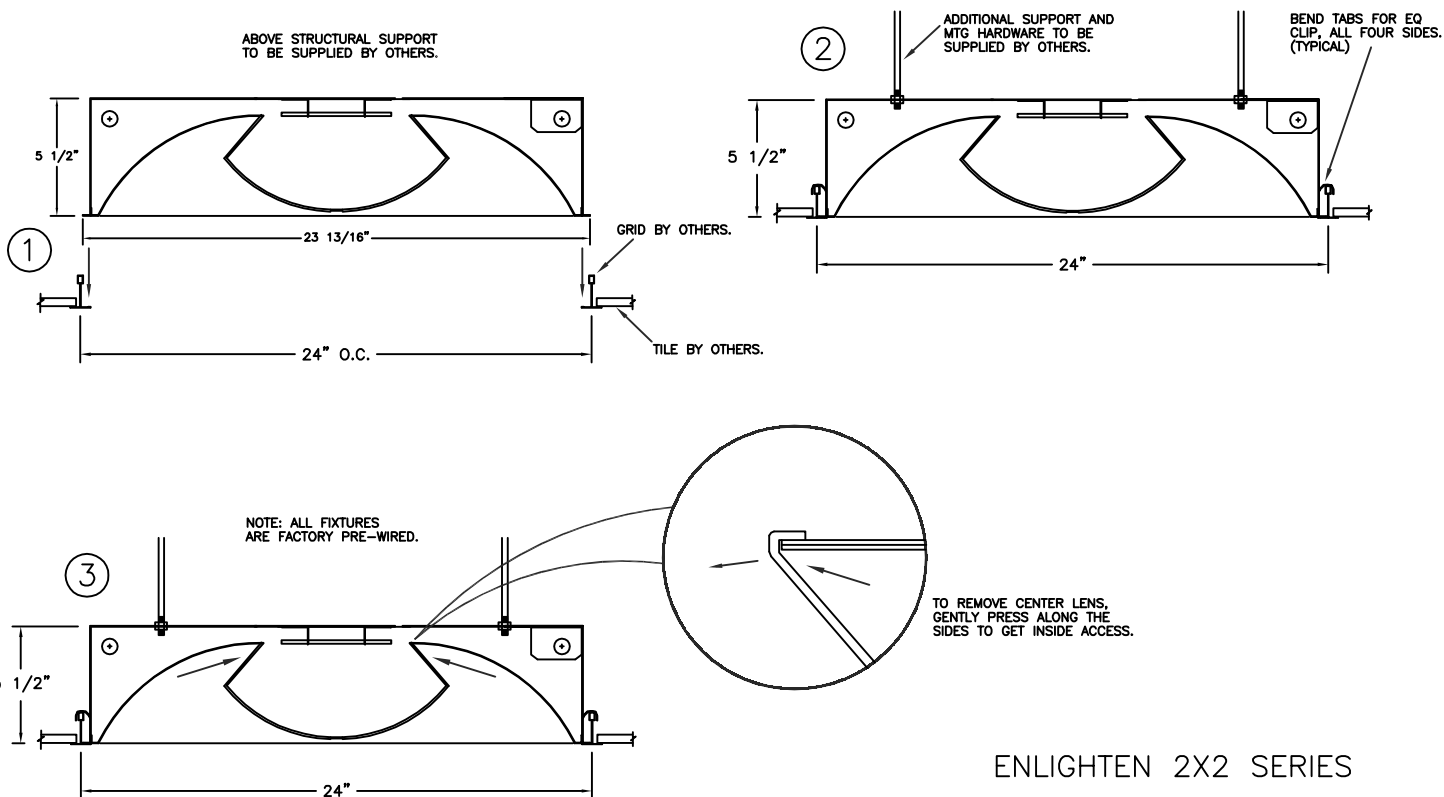
ENLIGHTEN 22 LED-MO



ENLIGHTEN 22 LED-HO



MOUNTING INSTRUCTIONS



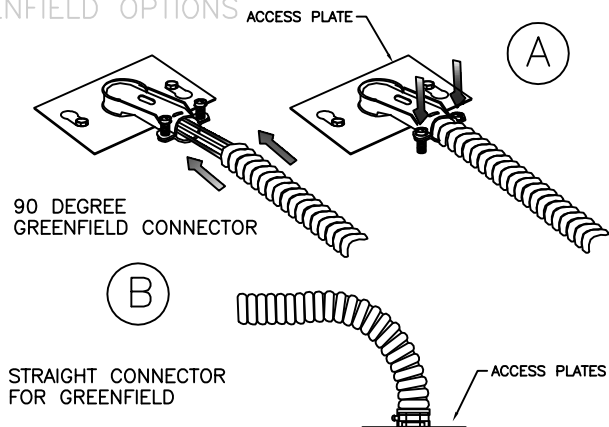
ENLIGHTEN 2X2 SERIES

LIGHTING CONTROL SOLUTIONS

- DIMMING ( 0-10V, DALI Or Lutron )**
  - 0-10V Dimming Driver used as standard.
  - Continuous Dimming up to 10%.
  - Dimming wires not provided unless specified
  - Contact National for Dali or Lutron Control system
- Occ/DAYLIGHT/Vacancy/Bi-Level**
  - Sensor-ready and compatible drivers provided.
  - Sensors can be field installed or could be installed in the fixtures
  - Bi-level dimming and Motion sensors also available
- Compatibility:**

National fixtures are compatible with Lutron, Philips Actilume, Magnum, Wattstopper, Hubbell , Leviton , Hytronik , Daintree & Enlighted Control System

GREENFIELD OPTIONS



NATIONAL LIGHTING COMPANY, INC.  
522 CORTLANDT ST.  
BELLEVILLE, NJ 07109

NJ 973-751-1600  
NY 212-751-1600  
FAX 973-751-4931  
WWW.NATLTG.COM

JOB NAME:
CATALOG:
TYPE: